



**PERFORMANCE DATA SHEET
NEMA PREMIUM NR CAN NEMA 12 - 12**

Catalogue #: MQSP-156TL

HP	kW	Voltage	S.F. @ 60Hz	Efficiency	Power Factor	Frame	Design	L.R. Amps
1,5	1,12	230/460	1,15	87,5%	0,655	182TC	B	20

60 Hz								
FLA							Code	F.L. RPM
208	230	416	460	480	575	600		
/	4,9	/	2,45	/	/	/	L	1170

50 Hz								
FLA			S.F. @ 50Hz	Efficiency	Power Factor	Code	F.L. RPM	
190	380	415						
5,3	2,65	/	1,00	85,5%	0,75	L	955	

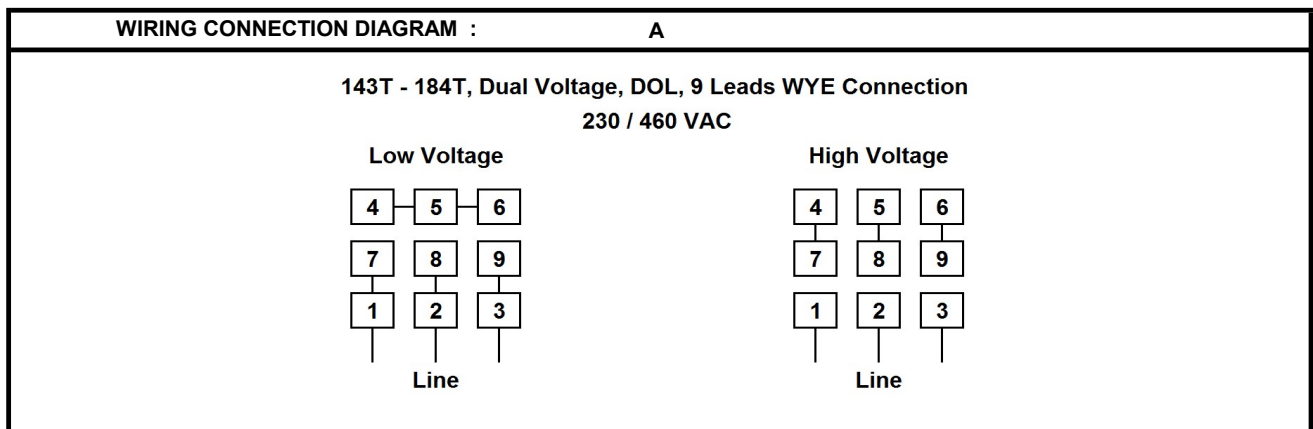
Wgt. Lbs	PH	Duty	Insul. Class	Amb.	Elevation	Temp. Rise° C
79	3	Cont.	F	40°C	1000M (3300 Ft)	< 80

% Efficiency		% Power Factor		Torque		Winding Resist. Ω	Safe Cold Start (Secs)
Full Load:	87,5%	Full Load:	0,66	Full Load Ft/Lbs	6,7		
3/4 Load:	86,8%	3/4 Load:	0,63	Locked Rotor %	240		
1/2 Load:	80,5%	1/2 Load:	0,58	Break Down %	340	0	12

Rotor Inertia Wk2 Lb-Ft2	Max Load Inertia Wk2 Lb-Ft2	Shaft Material	Frame Material	DE Bracket Type	ODE Bracket Type	Enclosure	NEMA Rating	Lead Wire Size
0,28	33,8	304SS	Stainless Steel			TEFC	IP69K	16AWG

Ball Bearings		Grease	Mount Type	Orientation	Paint	Sound Pressure @ 3FT	Sound Power
DE	ODE						
6308	6306	Sealed Bearings	Foot	Horizontal	-	57	67

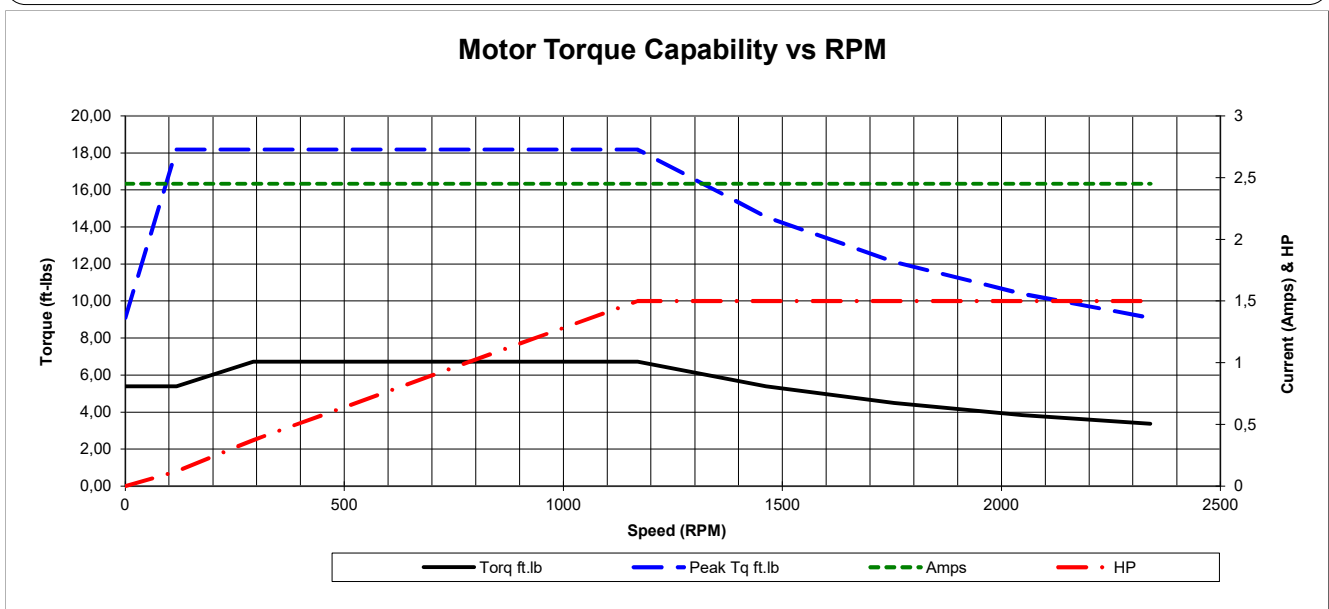
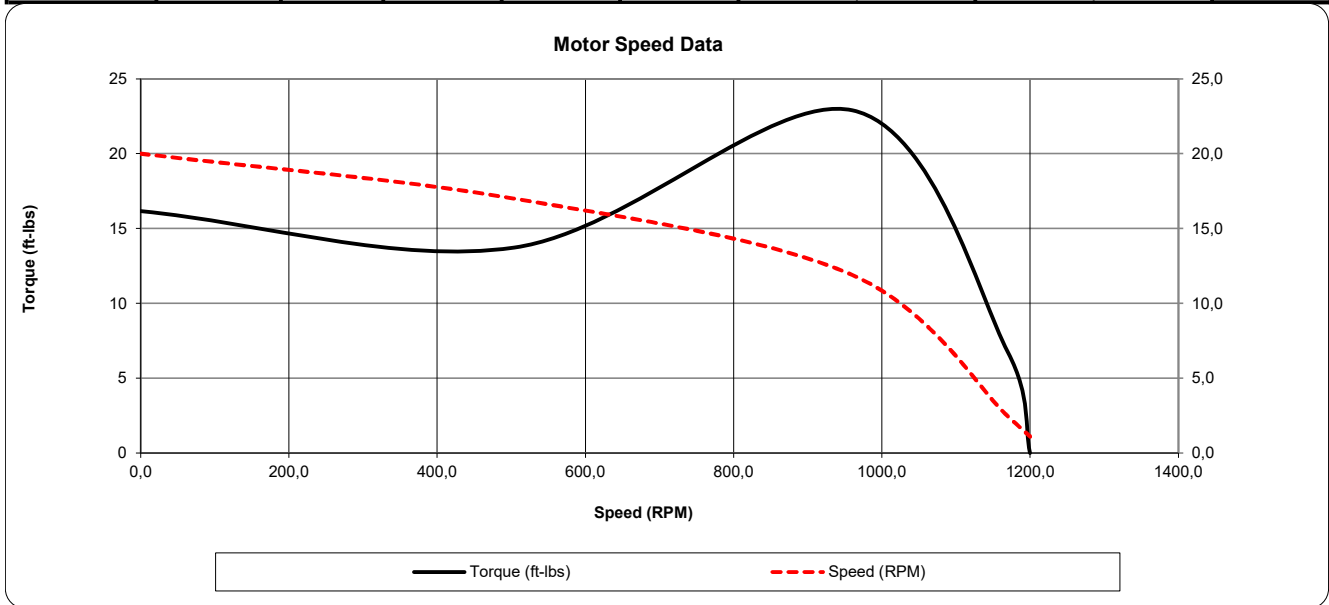
Inverter Duty. Motor meets MG1 parts 31.4.4.2	Constant Torque Range	Variable Torque Range	Constant HP RPM
	10:1	20:1	1800



Date: 2024-01-29
 Customer: _____
 Contact: _____
 Submittee: J.C. Lavallée

Catalogue #: **MQSP-156TL**

NEMA PREMIUM NR CAN NEMA 12 - 12										
HP	VAC	RPM	Enclosure	Frame	Frequency	Design	Poles	LR Code Letter	Insulation Class	Temp. Rise °C
1,5	460	1170	TEFC	182TC	60	B	6	L	F	< 80
	0Hz	6Hz	15Hz	30Hz	45Hz	60Hz	75Hz	90Hz	105Hz	120Hz
Amps	2,45	2,45	2,45	2,45	2,45	2,45	2,45	2,45	2,45	2,45
RPM	0	117	292,5	585	877,5	1170	1462,5	1755	2047,5	2340
Torq ft.lb	5,39	5,39	6,73	6,73	6,73	6,73	5,39	4,49	3,85	3,37
Peak Tq ft.lb	9,09	18,18	18,18	18,18	18,18	18,18	14,54	12,12	10,39	9,09
HP	0	0,1	0,4	0,8	1,1	1,5	1,5	1,5	1,5	1,5
	Locked Rotor	Pull-Up	Breakdown	Rated Load	Idle	Duty	S. F.	Ambient	Elevation	dBA @ 1M
Speed (RPM)	0,0	504	960	1170	1200	Continuous	1,15	40°C	3,300 ft	57
Current (Amps)	20,0	17,0	11,9	2,5	1,1	VFD Rating: Meets MG1 parts 31.4.4.2				
Torque (ft-lbs)	16,2	13,7	22,9	6,7	0,0	CT	10:1	VT	20:1	



Date: 2024-01-29
 Customer: _____
 Contact: _____
 Submittee: J.C. Lavallée

Catalogue #: MQSP-156TL

NEMA PREMIUM NR CAN NEMA 12 - 12										
HP	VAC	RPM	Enclosure	Frame	Frequency	Design	Poles	LR Code Letter	Insulation Class	Temp. Rise °C
1,5	460	1170	TEFC	182TC	60	B	6	L	F	< 80
Load %	0%	25%	50%	75%	100%	125%	150%			
Amps	1,10	1,15	1,49	1,93	2,45	3,00	3,59			
Torq ft/lbs	0	1,65	3,32	5,02	6,73	8,47	10,23			
RPM	0	1192,5	1185	1177,5	1170	1162,5	1155			
Eff	0	67,62	80,50	86,80	87,50	87,50	87,50			
PF	0	40,0	58	63	65,5	66,8	67,2			
	Locked Rotor	Pull-Up	Breakdown	Rated Load	Idle	Duty	S. F.	Ambient	Elevation	dBa @ 1M
Speed (RPM)	0	504	960	1170	1200	Continuous	1,15	40°C	3,300 ft	57
Current (Amps)	20	17,0	11,9	2,45	1,1025	VFD Rating: Meets MG1 parts 31.4.4.2				
Torque (ft-lbs)	16,16	13,74	22,89	6,73	0,0	CT	10:1	VT	20:1	

